

2016

PLAINFIELD

(name)

Housing Authority Budget

www.housingauthorityofplainfieldnj.org

(Authority Web Address)



Division of Local Government Services

2016 HOUSING AUTHORITY BUDGET

Certification Section

2016

Plainfield

(Name)

HOUSING AUTHORITY BUDGET

January 1, 2016 December 31, 2016


FISCAL YEAR: FROM _____ TO _____

For Division Use Only

CERTIFICATION OF APPROVED BUDGET

It is hereby certified that the approved Budget made a part hereof complies with the requirements of law and the rules and regulations of the Local Finance Board, and approval is given pursuant to N.J.S.A. 40A:5A-11.


State of New Jersey
Department of Community Affairs
Director of the Division of Local Government Services

By:  Date: 10-28-16

CERTIFICATION OF ADOPTED BUDGET

It is hereby certified that the adopted Budget made a part hereof has been compared with the approved Budget previously certified by the Division, and any amendments made thereto. This adopted Budget is certified with respect to such amendments and comparisons only.

State of New Jersey
Department of Community Affairs
Director of the Division of Local Government Services

By:  Date: 10/28/2015


2016 PREPARER'S CERTIFICATION
PLAINFIELD
(Name)

HOUSING AUTHORITY BUDGET

FISCAL YEAR: FROM: January 1, 2016 TO: Dec. 31, 2016

It is hereby certified that the Housing Authority Budget, including both the Annual Budget and the Capital Budget/Program annexed hereto, represents the members of the governing body's resolve with respect to statute in that: all estimates of revenue are reasonable, accurate and correctly stated; all items of appropriation are properly set forth; and in itemization, form and content, the budget will permit the exercise of the comptroller function within the Housing Authority.

It is further certified that all proposed budgeted amounts and totals are correct. Also, I hereby provide reasonable assurance that all assertions contained herein are accurate and all required schedules are completed and attached.

| | | | |
|-----------------------|------------------------------------------------------------------------------------|-------------|--------------|
| Preparer's Signature: |  | | |
| Name: | Anthony G. Polcari, CPA | | |
| Title: | Fee Accountant | | |
| Address: | 2035 Hamburg Turnpike, Wayne, NJ 07470 | | |
| Phone Number: | 973 831-6969 | Fax Number: | 973 831-6972 |
| E-mail address | tony@polcarico.com | | |

2016 APPROVAL CERTIFICATION


PLAINFIELD
(Name)

HOUSING AUTHORITY BUDGET

FISCAL YEAR: FROM: 1/1/2016 TO: 12/31/2016

It is hereby certified that the Housing Authority Budget, including all schedules appended hereto, are a true copy of the Annual Budget and Capital Budget/Program approved by resolution by the governing body of the Plainfield Housing Authority, at an open public meeting held pursuant to N.J.A.C. 5:31-2.3, on the 26th day of October, 2015.

It is further certified that the recorded vote appearing in the resolution represents not less than a majority of the full membership of the governing body thereof.

| | | | |
|----------------------|------------------------------------------------------------------------------------|-------------|--------------|
| Officer's Signature: |  | | |
| Name: | Mr. Randall Wood | | |
| Title: | Executive Director | | |
| Address: | 510 East Front Street Plainfield N.J 07060 | | |
| Phone Number: | 908-769-6335 | Fax Number: | 908-226-9679 |
| E-mail address | Randywood01@yahoo.com | | |

*See, saw need
to pass plat
& find some
effort to
as to why
not*

INTERNET WEBSITE CERTIFICATION

Authority's Web Address: _____

All authorities shall maintain either an Internet website or a webpage on the municipality's or county's Internet website. The purpose of the website or webpage shall be to provide increased public access to the authority's operations and activities. N.J.S.A. 40A:5A-17.1 requires the following items to be included on the Authority's website at a minimum for public disclosure. Check the boxes below to certify the Authority's compliance with N.J.S.A. 40A:5A-17.1. *Paul*


- A description of the Authority's mission and responsibilities
- Commencing with 2013, the budgets for the current fiscal year and immediately preceding two prior years
- The most recent Comprehensive Annual Financial Report (Unaudited) or similar financial information
- Commencing with 2012, the complete annual audits of the most recent fiscal year and immediately two prior years
- The Authority's rules, regulations and official policy statements deemed relevant by the governing body of the authority to the interests of the residents within the authority's service area or jurisdiction
- Notice posted pursuant to the "Open Public Meetings Act" for each meeting of the Authority, setting forth the time, date, location and agenda of each meeting
- Beginning January 1, 2013, the approved minutes of each meeting of the Authority including all resolutions of the board and their committees, for at least three consecutive fiscal years
- The name, mailing address, electronic mail address and phone number of every person who exercises day-to-day supervision or management over some or all of the operations of the Authority
- A list of attorneys, advisors, consultants and any other person, firm, business, partnership, corporation or other organization which received any remuneration of \$17,500 or more during the preceding fiscal year for any service whatsoever rendered to the Authority.

It is hereby certified by the below authorized representative of the Authority that the Authority's website or webpage as identified above complies with the minimum statutory requirements of N.J.S.A. 40A:5A-17.1 as listed above. A check in each of the above boxes signifies compliance.

Name of Officer Certifying compliance

Title of Officer Certifying compliance

Signature

Lewis Hurd

Page C-4

2016 HOUSING AUTHORITY BUDGET RESOLUTION PLAINFIELD HOUSING AUTHORITY

(Name)

FISCAL YEAR: FROM: 1/1/2016 **TO:** 12/31/2016

WHEREAS, the Annual Budget and Capital Budget for the Plainfield Housing Authority for the fiscal year beginning, January 1, 2016 and ending, December 31, 2016 has been presented before the governing body of the Plainfield Housing Authority at its open public meeting of October 26, 2015; and

WHEREAS, the Annual Budget as introduced reflects Total Revenues of \$13,068,263 Total Appropriations, including any Accumulated Deficit if any, of \$13,067,060 and Total Unrestricted Net Position utilized of \$0; and

WHEREAS, the Capital Budget as introduced reflects Total Capital Appropriations of \$919,120 and Total Unrestricted Net Position planned to be utilized as funding thereof, of \$0; and


WHEREAS, the schedule of rents, fees and other charges in effect will produce sufficient revenues, together with all other anticipated revenues to satisfy all obligations to the holders of bonds of the Authority, to meet operating expenses, capital outlays, debt service requirements, and to provide for such reserves, all as may be required by law, regulation or terms of contracts and agreements; and

WHEREAS, the Capital Budget/Program, pursuant to N.J.A.C. 5:31-2, does not confer any authorization to raise or expend funds; rather it is a document to be used as part of the said Authority's planning and management objectives. Specific authorization to expend funds for the purposes described in this section of the budget, must be granted elsewhere; by bond resolution, by a project financing agreement, by resolution appropriating funds from the Renewal and Replacement Reserve or other means provided by law.

NOW, THEREFORE BE IT RESOLVED, by the governing body of the Plainfield Housing Authority, at an open public meeting held on October 26, 2015 that the Annual Budget, including all related schedules, and the Capital Budget/Program of the Plainfield Housing Authority for the fiscal year beginning January 1, 2016 and ending, December 31, 2016 is hereby approved; and

BE IT FURTHER RESOLVED, that the anticipated revenues as reflected in the Annual Budget are of sufficient amount to meet all proposed expenditures/expenses and all covenants, terms and provisions as stipulated in the said Housing Authority's outstanding debt obligations, capital lease arrangements, service contracts, and other pledged agreements; and

BE IT FURTHER RESOLVED, that the governing body of the Plainfield Housing Authority will consider the Annual Budget and Capital Budget/Program for adoption on February 22, 2016.


(Secretary's Signature)

10-28-15
(Date)

Governing Body Recorded Vote

| Member | A y e | N a y | Abstain | Absent |
|--------------------------|-------------|-------------|---------|--------|
| Pamela-Dunn-Hale | ✓ | | | |
| Joseph Ruffin | ✓ | | | |
| Dollie S. Hamlin | ✓ | | | |
| Joylette Mills - Ransome | ✓ | | | |
| Louise A Colodne | ✓ | | | |
| Jeanette M Edghill | ✓ | | | |
| Benard J Horner | | | | |


2016 ADOPTION CERTIFICATION

Plainfield Housing Authority
(Name)

HOUSING AUTHORITY BUDGET

FISCAL YEAR: FROM: 1/1/2016 TO: 12/31/2016

It is hereby certified that the Housing Authority Budget and Capital Budget/Program annexed hereto is a true copy of the Budget adopted by the governing body of the Plainfield Housing Authority, pursuant to N.J.A.C. 5:31-2.3, on the 22th day of February, 2016.

| | | | |
|----------------------|------------------------------------------------------------------------------------|-------------|--------------|
| Officer's Signature: |  | | |
| Name: | Randall Wood | | |
| Title: | Executive Director | | |
| Address: | 510 East Front Street Plainfield NJ 07060 | | |
| Phone Number: | 908-769-6335 | Fax Number: | 908-226-9679 |
| E-mail address | Randywood01@yahoo.com | | |

2016 ADOPTED BUDGET RESOLUTION

PLAINFIELD (Name) HOUSING AUTHORITY

FISCAL YEAR: FROM: 1/1/2016 **TO:** 12/31/2016

WHEREAS, the Annual Budget and Capital Budget/Program for the Plainfield Housing Authority for the fiscal year beginning January 1, 2016 and ending, December 31, 2016 has been presented for adoption before the governing body of the Plainfield Housing Authority at its open public meeting of February, 22, 2016; and


WHEREAS, the Annual Budget and Capital Budget as presented for adoption reflects each item of revenue and appropriation in the same amount and title as set forth in the introduced and approved budget, including all amendments thereto, if any, which have been approved by the Director of the Division of Local Government Services; and

WHEREAS, the Annual Budget as presented for adoption reflects Total Revenues of \$ 13,068,263 Total Appropriations, including any Accumulated Deficit, if any, of \$13,067,060 and Total Unrestricted Net Position utilized of \$0; and

WHEREAS, the Capital Budget as presented for adoption reflects Total Capital Appropriations of \$919,120 and Total Unrestricted Net Position planned to be utilized of \$0; and

NOW, THEREFORE BE IT RESOLVED, by the governing body of Plainfield Housing Authority, at an open public meeting held on February, 22, 2016 that the Annual Budget and Capital Budget/Program of the Plainfield Housing Authority for the fiscal year beginning, January 1, 2016 and, ending, December 31, 2016 is hereby adopted and shall constitute appropriations for the purposes stated; and

BE IT FURTHER RESOLVED, that the Annual Budget and Capital Budget/Program as presented for adoption reflects each item of revenue and appropriation in the same amount and title as set forth in the introduced and approved budget, including all amendments thereto, if any, which have been approved by the Director of the Division of Local Government Services.


 (Secretary's Signature)

10-28-15
 (Date)

Governing Body Recorded Vote

| Member | A y e | N a y | Abstain | Absent |
|--------------------------|-------------|-------------|---------|--------|
| Pamela-Dunn-Hale | ✓ | | | |
| Joseph Ruffin | ✓ | | | |
| Dollie S. Hamlin | ✓ | | | |
| Joylette Mills - Ransome | ✓ | | | |
| Louise A Colodne | ✓ | | | |
| Jeanette M Edghill | ✓ | | | |
| Benard J Horner | | | | |

2016 HOUSING AUTHORITY BUDGET

Narrative and Information Section

2016 HOUSING AUTHORITY BUDGET MESSAGE & ANALYSIS

PLAINFIELD
(Name)

AUTHORITY BUDGET

FISCAL YEAR: FROM: 1/1/2016 TO: 12/31/2016

Answer all questions below. Attach additional pages and schedules as needed.

1. Complete a brief statement on the 2016 proposed Annual Budget and make comparison to the 2014 adopted budget. Explain any variances over +/-10% for each line item. Explanations of variances should include a description of the reason for the increase/decrease in the budgeted line item, not just an indication of the amount and percent of the change. Attach any supporting documentation that will help to explain the reason for the increase/decrease in the budgeted line item. For example, if the anticipated HUD Operating Subsidy has increased 15%, provide documentation that supports the increased HUD Operating Subsidy to the Housing Authority.

Budgeted Revenues are anticipated to be adequate to cover projected expenses and cover debt service for calendar year 2016 and result in a small budget surplus.
See attached analysis of variances from last year.

2. Complete a brief statement on the impact the proposed Annual Budget will have on Anticipated Revenues, especially service charges, and on the general purpose/component unit financial statements. Explain significant increases or decreases, if any. An increase or decrease is considered significant if it is over +/-10% from the current year adopted budget.

The proposed annual will have no significant impact on rents or service fees charged. Rental income is based upon 30 % of adjusted tenant income as defined by federal regulation. Other increases or decreases in budgeted revenue are changes in HUD subsidies. For other changes please refer to supplemental analysis attached.

3. Describe the state of the local/regional economy and how it may impact the proposed Annual Budget, including the planned Capital Budget/Program.

The local / regional economy is fairly stable and does not have a significant impact on the proposed budget

4. Describe the reasons for utilizing Unrestricted Net Position in the proposed Annual Budget, i.e. rate stabilization, debt service reduction, to balance the budget, etc. If the Authority's budget anticipates a use of Unrestricted Net Position, this question must be answered.

N/A an increase in net position is budgeted.

5. Is the Authority required to implement project-based budgeting and asset management under HUD rules and regulations? If yes, has the Authority's governing body adopted a project-based budget?
YES. The Housing Authority has implemented and has complied with all asset management rules and regulations.

6. The proposed budget must not reflect an anticipated deficit from 2015 operations. If there exists an accumulated deficit from prior years' budgets (and funding is included in the proposed budget as a result of a prior deficit) explain the funding plan to eliminate said deficit (N.J.S.A. 40A:5A-12). If the Authority has a net deficit reported in its most recent audit, it must provide a deficit reduction plan in response to this question.

N/A

7. Attach a schedule of the Authority's existing rate structure (rent, maintenance/utilities, etc.) and a schedule of the proposed rate structure for the upcoming fiscal year. Explain any proposed changes in the rate structure and attach the resolution approving the change in the rate structure, if applicable.

As previously noted, rental income is governed by federal regulation and is equal to 30 % of adjusted tenant income. As the local economy is fairly stable, it is not anticipated that tenant incomes and resulting rents will differ significantly from the prior year.

8. Attach a copy of the Authority's most recent Annual Operating Data submission to the Municipal Securities Rulemaking Board's Electronic Municipal Marketplace Access (EMMA) under the Authority's Continuing Disclosure Agreements for any debt issuances outstanding. Examples of Annual Operating Data may include rents and collections; number of tenants; number of available housing units; etc. See Local Finance Notice 2014-9 for more information.

N/A

HOUSING AUTHORITY CONTACT INFORMATION 2016

Please complete the following information regarding this Housing Authority. All information requested below must be completed.

| | | | |
|---------------------------|---------------------------------------------|----|--------------|
| Name of Authority: | Housing Authority of the City of Plainfield | | |
| Address: | 510 East Front Street | | |
| City, State, Zip: | Plainfield | NJ | 07060 |
| Phone: (ext.) | 908-769-6335 | | 908-769-9679 |

| | | | |
|-------------------------|------------------------------------------------------------|------|----------------|
| Preparer's Name: | Anthony G. Polcari, CPA Fee Accountant | | |
| Preparer's Address: | 2035 Hamburg Turnpike, Unit H | | |
| City, State, Zip: | Wayne | NJ | 07470 |
| Phone: (ext.) | (973) 831-6969 Ext. 11 | Fax: | (973) 831-6972 |
| E-mail: | tony@polcarico.com | | |

| | | | |
|---------------------------------|------------------------------------------------------------------|------|--------------|
| Chief Executive Officer: | Randall Wood | | |
| Phone: (ext.) | 908-769-6335 | Fax: | 908-226-9679 |
| E-mail: | Randywood01@yahoo.com | | |

| | | | |
|---------------------------------|------------------------------------------------------|------|--------------|
| Chief Financial Officer: | Lew Hurd | | |
| | 908-769-6335 | Fax: | 908-226-9679 |
| E-mail: | wgill@eoaha.org | | |

| | | | |
|-------------------------|------------------------------------------------------------|------|-------|
| Name of Auditor: | Frank L Glien | | |
| Name of Firm: | Frank L Glien CPA | | |
| Address: | 130 Dietz Street | | |
| City, State, Zip: | Cranford | NJ | 07016 |
| Phone: (ext.) | 908-272-5229 | Fax: | |
| E-mail: | fglien@verizon.net | | |

HOUSING AUTHORITY INFORMATIONAL QUESTIONNAIRE

Plainfield Housing Authority

(Name)

FISCAL YEAR: FROM: January 1, 2014 TO: December 31, 2014

Answer all questions below completely and attach additional information as required.

- 1) Provide the number of individuals employed in calendar year 2014 as reported on the Authority's Form W-3, Transmittal of Wage and Tax Statements: 32
- 2) Provide the amount of total salaries and wages for calendar year 2014 as reported on the Authority's Form W-3, Transmittal of Wage and Tax Statements: \$ 1,491,481
- 3) Provide the number of regular voting members of the governing body: 7
- 4) Provide the number of alternate voting members of the governing body: 0
- 5) Did any person listed on Page N-4 have a family or business relationship with any other person listed on Page N-4 during the current fiscal year? NO If "yes," attach a description of the relationship including the names of the individuals involved and their positions at the Authority.
- 6) Did all individuals that were required to file a Financial Disclosure Statement for the current fiscal year because of their relationship with the Authority file the form as required? YES If "no," provide a list of those individuals who failed to file a Financial Disclosure Statement and an explanation as to the reason for their failure to file.
- 7) Does the Authority have any amounts receivable from current or former commissioners, officers, key employees or highest compensated employees? NO If "yes," attach a list of those individuals, their position, the amount receivable, and a description of the amount due to the Authority.
- 8) Was the Authority a party to a business transaction with one of the following parties:
 - a. A current or former commissioner, officer, key employee, or highest compensated employee? NO
 - b. A family member of a current or former commissioner, officer, key employee, or highest compensated employee? NO
 - c. An entity of which a current or former commissioner, officer, key employee, or highest compensated employee (or family member thereof) was an officer or direct or indirect owner? NOIf the answer to any of the above is "yes," attach a description of the transaction including the name of the commissioner, officer, key employee, or highest compensated employee (or family member thereof) of the Authority; the name of the entity and relationship to the individual or family member; the amount paid; and whether the transaction was subject to a competitive bid process.
- 9) Did the Authority during the most recent fiscal year pay premiums, directly or indirectly, on a personal benefit contract? A personal benefit contract is generally any life insurance, annuity, or endowment contract that benefits, directly or indirectly, the transferor, a member of the transferor's family, or any other person designated by the transferor. NO If "yes," attach a description of the arrangement, the premiums paid, and indicate the beneficiary of the contract.
- 10) Explain the Authority's process for determining compensation for all persons listed on Page N-4. Include whether the Authority's process includes any of the following: 1) review and approval by the commissioners or a committee thereof; 2) study or survey of compensation data for comparable positions in similarly sized entities; 3) annual or periodic performance evaluation; 4) independent compensation consultant; and/or 5) written employment contract. Attach narrative.
- 11) Did the Authority pay for meals or catering during the current fiscal year? YES If "yes," attach a detailed list of all meals and/or catering invoices for the current fiscal year and provide an explanation for each expenditure listed.

See Attached Schedule A
- 12) Did the Authority pay for travel expenses for any employee or individual listed on Page N-4? YES If "yes," attach a detailed list of all travel expenses for the current fiscal year and provide an explanation for each expenditure listed. SEE ATTACHED Schedule B

HOUSING AUTHORITY INFORMATIONAL QUESTIONNAIRE (CONTINUED)

Plainfield Housing Authority

(Name)

FISCAL YEAR: FROM: January 1, 2016 TO: December 31, 2016

13) Did the Authority provide any of the following to or for a person listed on Page N-4 or any other employee of the Authority:

- a. First class or charter travel ___ NO ___
 - b. Travel for companions ___ NO ___
 - c. Tax indemnification and gross-up payments ___ NO ___
 - d. Discretionary spending account ___ NO ___
 - e. Housing allowance or residence for personal use ___ NO ___
 - f. Payments for business use of personal residence ___ NO ___
 - g. Vehicle/auto allowance or vehicle for personal use ___ YES ___
- Executive Director is given an auto for commutation to and from work as Authority does not have facility to store such.**
- h. Health or social club dues or initiation fees ___ NO ___
 - i. Personal services (i.e.: maid, chauffeur, chef) ___ NO ___

If the answer to any of the above is "yes," attach a description of the transaction including the name and position of the individual and the amount expended.

14) Did the Authority follow a written policy regarding payment or reimbursement for expenses incurred by employees and/or commissioners during the course of Authority business and does that policy require substantiation of expenses through receipts or invoices prior to reimbursement? ___ YES ___ If "no," attach an explanation of the Authority's process for reimbursing employees and commissioners for expenses.

15) Did the Authority make any payments to current or former commissioners or employees for severance or termination? ___ NO ___ If "yes," attach explanation including amount paid.

16) Did the Authority make any payments to current or former commissioners or employees that were contingent upon the performance of the Authority or that were considered discretionary bonuses? ___ NO ___ If "yes," attach explanation including amount paid.

17) Did the Authority comply with its Continuing Disclosure Agreements for all debt issuances outstanding by submitting its audited annual financial statements, annual operating data, and notice of material events to the Municipal Securities Rulemaking Board's Electronic Municipal Marketplace Access (EMMA) as required? ___ YES ___ If "no," attach a description of the Authority's plan to ensure compliance with its Continuing Disclosure Agreements in the future.

18) Did the Authority receive any notices from the Department of Housing and Urban Development or any other entity regarding maintenance or repairs required to the Authority's facilities to bring them into compliance with current regulations and standards that it has not yet taken action to remediate? ___ NO ___ If "yes," attach explanation as to why the Authority has not yet undertaken the required maintenance or repairs and describe the Authority's plan to address the conditions identified.

19) Did the Authority receive any notices of fines or assessments from the Department of Housing and Urban Development or any other entity due to noncompliance with current regulations? ___ NO ___ If "yes," attach a description of the event or condition that resulted in the fine or assessment and indicate the amount of the fine or assessment.

20) Has the Authority been deemed "troubled" by the Department of Housing and Urban Development? ___ NO ___ If "yes," attach an explanation of the reason the Authority was deemed "troubled" and describe the Authority's plan to address the conditions identified.

**AUTHORITY SCHEDULE OF COMMISSIONERS, OFFICERS, KEY EMPLOYEES,
HIGHEST COMPENSATED EMPLOYEES AND INDEPENDENT CONTRACTORS**

Plainfield Housing Authority

(Name)

FISCAL YEAR: FROM: 1/1/2016 **TO:** 12/31/2016

Complete the attached table for all persons required to be listed per #1-4 below.

- 1) List all of the Authority's current commissioners and officers and amount of compensation from the Authority and any other public entities as defined below. Enter zero if no compensation was paid.
- 2) List all of the Authority's key employees and highest compensated employees other than a commissioner or officer as defined below and amount of compensation from the Authority and any other public entities.
- 3) List all of the Authority's former officers, key employees and highest compensated employees who received more than \$100,000 in reportable compensation from the Authority and any other public entities during the most recent fiscal year completed.
- 4) List all of the Authority's former commissioners who received more than \$10,000 in reportable compensation from the Authority and any other public entities during the most recent fiscal year completed.

Commissioner: A member of the governing body of the authority with voting rights. Include alternates for purposes of this schedule.

Officer: A person elected or appointed to manage the authority's daily operations at any time during the year, such as the chairperson, vice-chairperson, secretary, or treasurer. For the purposes of this schedule, treat the authority's top management official and top financial official as officers. A member of the governing body may be both a commissioner and an officer for the purposes of this schedule.

Key employee: An employee or independent contractor of the authority (other than a commissioner or officer) who meets both of the following criteria:

- a) The individual received reportable compensation from the authority and all other public entities in excess of \$150,000 for the most recent fiscal year completed; and
- b) The individual has responsibilities or influence over the authority as a whole or has power to control or determine 10% or more of the authority's capital expenditures or operating budget.

Highest compensated employee: One of the five highest compensated employees or independent contractors of the authority other than current commissioners, officers, or key employees whose aggregate reportable compensation from the authority and other public entities is greater than \$100,000 for the most recent fiscal year completed.

Compensation: All forms of cash and non-cash payments or benefits provided in exchange for services, including salaries and wages, bonuses, severance payments, deferred payments, retirement benefits, fringe benefits, and other financial arrangements or transactions such as personal vehicles, meals, housing, personal and family education benefits, below-market loans, payment of personal or family travel, entertainment, and personal use of the Authority's property. Compensation includes payments and other benefits provided to both employees and independent contractors in exchange for services.

Reportable compensation: The aggregate compensation that is reported (or is required to be reported) on Form W-2, box 1 or 5, whichever amount is greater, and/or Form 1099-MISC, box 7, for the most recent calendar year ended 60 days before the start of the proposed budget year. For example, for fiscal years ending December 31, 2015, the calendar year 2013 W-2 and 1099 should be used (60 days prior to start of budget year is November 1, 2014, with 2013 being the most recent calendar year ended), and for fiscal years ending June 30, 2016, the calendar year 2014 W-2 and 1099 should be used (60 days prior to start of budget year is May 1, 2015, with 2014 being the most recent calendar year ended).

Other Public Entity: Any municipality, county, local authority, fire district, or other government unit, regardless of whether it is related in any way to the Authority either by function or by physical location.

2016 HOUSING AUTHORITY BUDGET

Financial Schedules Section

**2016
Budget Summary**

Plainfield Housing Authority

For the Period January 1, 2016 to December 31, 2016

| | <i>Proposed Budget</i> | | | | <i>Current Year Adopted Budget</i> | <i>\$ Increase (Decrease) Proposed vs. Current Year</i> | <i>% Increase (Decrease) Proposed vs. Current Year</i> | |
|----------------------------------------------------------------|--------------------------------------|------------------|----------------------------|-----------------------|----------------------------------------|---------------------------------------------------------------------|--------------------------------------------------------------------|-----------------------|
| | Public Housing Management | Section 8 | Housing Voucher | Other Programs | Total All Operations | Total All Operations | All Operations | All Operations |
| REVENUES | | | | | | | | |
| Total Operating Revenues | \$ 3,542,763 | \$ - | \$ 8,191,500 | \$ 70,500 | \$ 11,804,763 | \$ 12,139,844 | \$ (335,081) | -2.8% |
| Total Non-Operating Revenues | 226,500 | - | - | 1,037,000 | 1,263,500 | 1,015,802 | 247,698 | 24.4% |
| Total Anticipated Revenues | 3,769,263 | - | 8,191,500 | 1,107,500 | 13,068,263 | 13,155,646 | (87,383) | -0.7% |
| APPROPRIATIONS | | | | | | | | |
| Total Administration | 1,360,652 | - | 761,443 | 212,448 | 2,334,544 | 1,981,300 | 353,244 | 17.8% |
| Total Cost of Providing Services | 2,403,167 | - | 7,455,850 | 873,500 | 10,732,517 | 11,088,331 | (355,814) | -3.2% |
| Net Principal Payments on Debt Service in Lieu of Depreciation | | | | | - | - | - | #DIV/0! |
| Total Operating Appropriations | 3,763,819 | - | 8,217,293 | 1,085,948 | 13,067,060 | 13,069,631 | (2,571) | 0.0% |
| Net Interest Payments on Debt | | | | | - | - | - | #DIV/0! |
| Total Other Non-Operating Appropriations | | | | | - | - | - | #DIV/0! |
| Total Non-Operating Appropriations | | | | | - | - | - | #DIV/0! |
| Accumulated Deficit | | | | | - | - | - | #DIV/0! |
| Total Appropriations and Accumulated Deficit | 3,763,819 | - | 8,217,293 | 1,085,948 | 13,067,060 | 13,069,631 | (2,571) | 0.0% |
| Less: Total Unrestricted Net Position Utilized | | | | | - | - | - | #DIV/0! |
| Net Total Appropriations | 3,763,819 | - | 8,217,293 | 1,085,948 | 13,067,060 | 13,069,631 | (2,571) | 0.0% |
| ANTICIPATED SURPLUS (DEFICIT) | \$ 5,444 | \$ - | \$ (25,793) | \$ 21,552 | \$ 1,203 | \$ 86,015 | \$ (84,812) | -98.6% |

2016 Revenue Schedule

For the Period January 1, 2016 to December 31, 2016
 Plainfield Housing Authority

| | Proposed Budget | | | | Current Year Adopted Budget | | % Increase (Decrease) Proposed vs. Current Year | |
|----------------------------------------------------------------|---------------------------|-----------|-----------------|----------------|-----------------------------|----------------------|-------------------------------------------------|----------------|
| | Public Housing Management | Section 8 | Housing Voucher | Other Programs | Total All Operations | Total All Operations | All Operations | All Operations |
| OPERATING REVENUES | | | | | | | | |
| <i>Rental Fees</i> | | | | | | | | |
| Homebuyers' Monthly Payments | | | | | | | | #DIV/0! |
| Dwelling Rental | 1,261,254 | | | | 1,261,254 | 1,195,000 | 66,254 | 5.5% |
| Excess Utilities | 25,000 | | | | 25,000 | 25,000 | - | 0.0% |
| Non-Dwelling Rental | 48,000 | | | | 48,000 | 48,000 | - | 0.0% |
| HUD Operating Subsidy | 1,886,659 | | | | 1,886,659 | 2,125,000 | (238,341) | -11.2% |
| New Construction - Acc Section 8 Voucher - Acc Housing Voucher | | | 8,153,000 | | 8,153,000 | 8,278,094 | (125,094) | #DIV/0! |
| Total Rental Fees | 3,220,913 | | 8,153,000 | | 11,373,913 | 11,671,094 | (297,181) | -2.5% |
| <i>Other Operating Revenues (List)</i> | | | | | | | | |
| Other Revenue 1 (HCV COCC FEES) | 225,000 | | | | 225,000 | 220,000 | 5,000 | 2.3% |
| Other Revenue 2 (ANTENNA/ OTHER TENANT | 96,850 | | | | 96,850 | 143,000 | (46,150) | -32.3% |
| Other Revenue 3(Port In admin/ Fraud) | | | 38,500 | 70,500 | 109,000 | 105,750 | 3,250 | 3.1% |
| Other Revenue 4 | | | | | | | | #DIV/0! |
| Total Other Revenue | 321,850 | | 38,500 | 70,500 | 430,850 | 468,750 | (37,900) | -8.1% |
| Total Operating Revenues | 3,542,763 | | 8,191,500 | 70,500 | 11,804,763 | 12,139,844 | (335,081) | -2.8% |
| NON-OPERATING REVENUES | | | | | | | | |
| <i>Grants & Entitlements (List)</i> | | | | | | | | |
| Grant #1 (CFP OPERATING GRANT 1406 &141(| 220,000 | | | | 220,000 | 70,000 | 150,000 | 214.3% |
| Grant #2(ROSS GRANT) | | | | 96,000 | 96,000 | 115,120 | (19,120) | -16.6% |
| Grant #3 (CHSP GRANT) | | | | 101,000 | 101,000 | 101,039 | (39) | 0.0% |
| Grant #4 (Shelter Plus Care GRANT) | | | | 840,000 | 840,000 | 724,618 | 115,382 | 15.9% |
| Total Grants & Entitlements | 220,000 | | | 1,037,000 | 1,257,000 | 1,010,777 | 246,223 | 24.4% |
| <i>Local Subsidies & Donations (List)</i> | | | | | | | | |
| Local Subsidy #1 | | | | | | | | #DIV/0! |
| Local Subsidy #2 | | | | | | | | #DIV/0! |
| Local Subsidy #3 | | | | | | | | #DIV/0! |
| Local Subsidy #4 | | | | | | | | #DIV/0! |
| Total Local Subsidies & Donations | | | | | | | | #DIV/0! |
| <i>Interest on Investments & Deposits</i> | | | | | | | | |
| Investments | 6,500 | | | | 6,500 | 5,025 | 1,475 | 29.4% |
| Security Deposits | | | | | | | | #DIV/0! |
| Penalties | | | | | | | | #DIV/0! |
| Other Investments | | | | | | | | #DIV/0! |
| Total Interest | 6,500 | | | | 6,500 | 5,025 | 1,475 | 29.4% |
| <i>Other Non-Operating Revenues (List)</i> | | | | | | | | |
| Other Non-Operating #1 | | | | | | | | #DIV/0! |
| Other Non-Operating #2 | | | | | | | | #DIV/0! |
| Other Non-Operating #3 | | | | | | | | #DIV/0! |
| Other Non-Operating #4 | | | | | | | | #DIV/0! |
| Other Non-Operating Revenues | | | | | | | | #DIV/0! |
| Total Non-Operating Revenues | 226,500 | | | 1,037,000 | 1,263,500 | 1,015,802 | 247,698 | 24.4% |
| TOTAL ANTICIPATED REVENUES | \$ 3,769,263 | \$ | \$ 8,191,500 | \$ 1,107,500 | \$ 13,068,263 | \$ 13,155,646 | \$ (87,383) | -0.7% |

2015

Revenue Schedule

Plainfield Housing Authority

For the Period January 1, 2016 to December 31, 2016

Current Year Adopted Budget

| | Public Housing Management | Section 8 | Housing Voucher | Other Programs | Total All Operations |
|----------------------------------------------------------------|---------------------------|-------------|---------------------|-------------------|----------------------|
| OPERATING REVENUES | | | | | |
| <i>Rental Fees</i> | | | | | |
| Homebuyers' Monthly Payments | | | | | \$ - |
| Dwelling Rental | 1,195,000 | | | | 1,195,000 |
| Excess Utilities | 25,000 | | | | 25,000 |
| Non-Dwelling Rental | 48,000 | | | | 48,000 |
| HUD Operating Subsidy | 2,125,000 | | | | 2,125,000 |
| New Construction - Acc Section 8 Voucher - Acc Housing Voucher | | | 8,278,094 | | 8,278,094 |
| Total Rental Fees | 3,393,000 | - | 8,278,094 | - | 11,671,094 |
| <i>Other Operating Revenues (List)</i> | | | | | |
| Other Revenue 1 (HCV COCC FEES) | 220,000 | | | | 220,000 |
| Other Revenue 2 (ANTENA / Other Tenar | 143,000 | | | | 143,000 |
| Other Revenue 3 (Port In / Fraud etc) | | | 38,250 | 67,500 | 105,750 |
| Other Revenue 4 | | | | | - |
| Total Other Revenue | 363,000 | - | 38,250 | 67,500 | 468,750 |
| Total Operating Revenues | 3,756,000 | - | 8,316,344 | 67,500 | 12,139,844 |
| NON-OPERATING REVENUES | | | | | |
| <i>Grants & Entitlements (List)</i> | | | | | |
| Grant #1 (CFP Operating Transer) | 70,000 | | | | 70,000 |
| Grant #2(FSS Grant) | 46,000 | | 69,120 | | 115,120 |
| Grant #3 (CHSP GRANT) | | | | 101,039 | 101,039 |
| Grant #4 (Shelter Plus Care) | | | | 724,618 | 724,618 |
| Total Grants & Entitlements | 116,000 | - | 69,120 | 825,657 | 1,010,777 |
| <i>Local Subsidies & Donations (List)</i> | | | | | |
| Local Subsidy #1 | | | | | - |
| Local Subsidy #2 | | | | | - |
| Local Subsidy #3 | | | | | - |
| Local Subsidy #4 | | | | | - |
| Total Local Subsidies & Donations | - | - | - | - | - |
| <i>Interest on Investments & Deposits</i> | | | | | |
| Investments | 1,525 | | | 3,500 | 5,025 |
| Security Deposits | | | | | - |
| Penalties | | | | | - |
| Other Investments | | | | | - |
| Total Interest | 1,525 | - | - | 3,500 | 5,025 |
| <i>Other Non-Operating Revenues (List)</i> | | | | | |
| a | | | | | - |
| Other Non-Operating #2 | | | | | - |
| Other Non-Operating #3 | | | | | - |
| Other Non-Operating #4 | | | | | - |
| Other Non-Operating Revenues | | | | | - |
| Total Non-Operating Revenues | 117,525 | - | 69,120 | 829,157 | 1,015,802 |
| TOTAL ANTICIPATED REVENUES | \$ 3,873,525 | \$ - | \$ 8,385,464 | \$ 896,657 | \$ 13,155,646 |

2016 Appropriations Schedule

For the Period January 1, 2016 to December 31, 2016
Plainfield Housing Authority

\$ Increase
(Decrease)
Proposed vs.
Current Year

% Increase
(Decrease)
Proposed vs.
Current Year

| | | <i>Proposed Budget</i> | | | | | |
|------------------------------------------------------------------|-----------|------------------------|------------------|----------------------|-----------------------------|----------------------|-------------------------------|
| Public Housing Management | Section 8 | Housing Voucher | Other Programs | Total All Operations | Current Year Adopted Budget | Total All Operations | All Operations All Operations |
| | \$ | 315,193 | \$ 139,598 | \$ 1,099,335 | \$ 860,532 | \$ 238,803 | 27.8% |
| Salary & Wages | | 163,900 | 72,850 | 578,359 | 454,193 | 124,166 | 27.3% |
| Fringe Benefits | | 5,000 | | 70,000 | 68,500 | 1,500 | 2.2% |
| Legal | | 1,500 | | 7,500 | 7,500 | - | 0.0% |
| Staff Training | | 2,500 | | 12,000 | 11,000 | 1,000 | 9.1% |
| Travel | | 4,500 | | 65,000 | 65,000 | - | 0.0% |
| Accounting Fees | | 268,850 | | 18,000 | 18,000 | - | - |
| Auditing Fees | | 761,443 | 212,448 | 484,350 | 496,575 | (12,225) | -2.5% |
| Miscellaneous Administration* | | | | - | - | 353,244 | 17.8% |
| Total Administration | | | | 1,981,300 | | | |
| <i>Cost of Providing Services</i> | | | | | | | |
| Salary & Wages - Tenant Services | | 10,000 | 35,000 | 45,000 | (10,000) | - | -22.2% |
| Salary & Wages - Maintenance & Operation | | 286,175 | 286,175 | 286,974 | (799) | - | -0.3% |
| Salary & Wages - Protective Services | | 31,969 | 31,969 | 40,190 | (8,221) | - | -20.5% |
| Salary & Wages - Utility Labor | | | | - | 25,000 | (25,000) | -100.0% |
| Fringe Benefits | | 151,673 | 8,500 | 160,173 | 220,049 | (59,876) | -27.2% |
| Tenant Services | | 9,500 | | 9,500 | 62,000 | (52,500) | -84.7% |
| Utilities | | 1,178,000 | | 1,178,000 | 1,197,000 | (19,000) | -1.6% |
| Maintenance & Operation | | 450,850 | | 450,850 | 569,560 | (118,710) | -20.8% |
| Protective Services | | 45,000 | | 45,000 | 27,000 | 18,000 | 66.7% |
| Insurance | | 205,000 | 15,850 | 220,850 | 222,500 | (1,650) | -0.7% |
| Payment in Lieu of Taxes (PILOT) | | | | - | - | - | #DIV/0! |
| Terminal Leave Payments | | | | - | - | - | #DIV/0! |
| Collection Losses | | | | 25,000 | - | 25,000 | #DIV/0! |
| Other General Expense | | 15,000 | | 25,000 | - | - | 0.0% |
| Rents | | 7,425,000 | 840,000 | 8,265,000 | 8,368,058 | (103,058) | -1.2% |
| Extraordinary Maintenance | | | | - | - | - | #DIV/0! |
| Replacement of Non-Expendible Equipment | | | | - | - | - | #DIV/0! |
| Property Betterment/Additions | | | | - | - | - | #DIV/0! |
| Miscellaneous COPS* | | | | - | - | - | #DIV/0! |
| Total Cost of Providing Services | | 2,403,167 | 7,455,850 | 10,732,517 | 11,088,331 | (355,814) | -3.2% |
| Total Principal Payments on Debt Service in Lieu of Depreciation | | | | - | - | - | - |
| Total Operating Appropriations | | 3,763,819 | 8,217,293 | 13,067,060 | 13,069,631 | (2,571) | 0.0% |
| NON-OPERATING APPROPRIATIONS | | | | | | | |
| Net Interest Payments on Debt Operations & Maintenance Reserve | | | | - | - | - | #DIV/0! |
| Renewal & Replacement Reserve Municipality/County Appropriation | | | | - | - | - | #DIV/0! |
| Other Reserves | | | | - | - | - | #DIV/0! |
| Total Non-Operating Appropriations | | | | - | - | - | #DIV/0! |
| TOTAL APPROPRIATIONS ACCUMULATED DEFICIT | | | | 13,069,631 | 13,069,631 | (2,571) | 0.0% |
| TOTAL APPROPRIATIONS & ACCUMULATED DEFICIT | | | | 13,069,631 | 13,069,631 | (2,571) | 0.0% |
| UNRESTRICTED NET POSITION UTILIZED | | | | 13,069,631 | 13,069,631 | (2,571) | 0.0% |
| Municipality/County Appropriation | | | | - | - | - | #DIV/0! |
| Other | | | | - | - | - | #DIV/0! |
| Total Unrestricted Net Position Utilized | | | | - | - | - | #DIV/0! |
| TOTAL NET APPROPRIATIONS | | | | 13,069,631 | 13,069,631 | (2,571) | 0.0% |

* Miscellaneous line items may not exceed 5% of total operating appropriations shown below. If amount in miscellaneous is greater than the amount shown below, then the line item must be itemized above.

5% of Total Operating Appropriations \$ 188,190.95 \$ 410,864.67 \$ 54,297.40 \$ 653,353.02

2015 Appropriations Schedule

For the Period Plainfield Housing Authority to December 31, 2016

Current Year Adopted Budget

| | Public Housing Management | Section 8 | Housing Voucher | Other Programs | Total All Operations |
|----------------------------------------------------------------|---------------------------|-------------|---------------------|-------------------|----------------------|
| OPERATING APPROPRIATIONS | | | | | |
| <i>Administration</i> | | | | | |
| Salary & Wages | \$ 562,391 | | \$ 226,641 | \$ 71,500 | \$ 860,532 |
| Fringe Benefits | 298,067 | | 137,776 | 18,350 | 454,193 |
| Legal | 65,000 | | 3,500 | | 68,500 |
| Staff Training | 6,000 | | 1,500 | | 7,500 |
| Travel | 9,500 | | 1,500 | | 11,000 |
| Accounting Fees | 65,000 | | | | 65,000 |
| Auditing Fees | 13,500 | | 4,500 | | 18,000 |
| Miscellaneous Administration* | 215,500 | | 276,575 | 4,500 | 496,575 |
| Total Administration | 1,234,958 | - | 651,992 | 94,350 | 1,981,300 |
| <i>Cost of Providing Services</i> | | | | | |
| Salary & Wages - Tenant Services | 10,000 | | | 35,000 | 45,000 |
| Salary & Wages - Maintenance & Operation | 286,974 | | | | 286,974 |
| Salary & Wages - Protective Services | 40,190 | | | | 40,190 |
| Salary & Wages - Utility Labor | 25,000 | | | | 25,000 |
| Fringe Benefits | 202,549 | | | 17,500 | 220,049 |
| Tenant Services | 9,500 | | | 52,500 | 62,000 |
| Utilities | 1,197,000 | | | | 1,197,000 |
| Maintenance & Operation | 569,560 | | | | 569,560 |
| Protective Services | 27,000 | | | | 27,000 |
| Insurance | 205,000 | | 17,500 | | 222,500 |
| Payment in Lieu of Taxes (PILOT) | | | | | - |
| Terminal Leave Payments | | | | | - |
| Collection Losses | | | | | - |
| Other General Expense | 25,000 | | | | 25,000 |
| Rents | 10,000 | | 7,633,440 | 724,618 | 8,368,058 |
| Extraordinary Maintenance | | | | | - |
| Replacement of Non-Expendible Equipment | | | | | - |
| Property Betterment/Additions | | | | | - |
| Miscellaneous COPS* | | | | | - |
| Total Cost of Providing Services | 2,607,773 | - | 7,650,940 | 829,618 | 11,088,331 |
| Net Principal Payments on Debt Service in Lieu of Depreciation | | | | | - |
| Total Operating Appropriations | 3,842,731 | - | 8,302,932 | 923,968 | 13,069,631 |
| NON-OPERATING APPROPRIATIONS | | | | | |
| Net Interest Payments on Debt | | | | | - |
| Operations & Maintenance Reserve | | | | | - |
| Renewal & Replacement Reserve | | | | | - |
| Municipality/County Appropriation | | | | | - |
| Other Reserves | | | | | - |
| Total Non-Operating Appropriations | - | - | - | - | - |
| TOTAL APPROPRIATIONS | 3,842,731 | - | 8,302,932 | 923,968 | 13,069,631 |
| ACCUMULATED DEFICIT | | | | | |
| TOTAL APPROPRIATIONS & ACCUMULATED DEFICIT | 3,842,731 | - | 8,302,932 | 923,968 | 13,069,631 |
| UNRESTRICTED NET POSITION UTILIZED | | | | | |
| Municipality/County Appropriation | | | | | - |
| Other | | | | | - |
| Total Unrestricted Net Position Utilized | - | - | - | - | - |
| TOTAL NET APPROPRIATIONS | \$ 3,842,731 | \$ - | \$ 8,302,932 | \$ 923,968 | \$ 13,069,631 |

* Miscellaneous line items may not exceed 5% of total operating appropriations shown below. If amount in miscellaneous is greater than the amount shown below, then the line item must be itemized above.

5% of Total Operating Appropriations \$ 192,136.55 \$ - \$ 415,146.60 \$ 46,198.40 \$ 653,481.55

5 Year Debt Service Schedule - Principal

Plainfield Housing Authority

| | <i>Fiscal Year Beginning in</i> | | | | | | | | Total Principal Outstanding |
|--------------------------|---------------------------------|-------------|-------------|-------------|-------------|-------------|-------------|-------------------|------------------------------------|
| | Current Year (2014) | 2015 | 2016 | 2017 | 2018 | 2019 | 2020 | Thereafter | |
| Debt Issuance #1 | | | | | | | | | \$ - |
| Debt Issuance #2 | | | | | | | | | - |
| Debt Issuance #3 | NONE | NONE | | | | | | | #VALUE! |
| Debt Issuance #4 | | | | | | | | | - |
| TOTAL PRINCIPAL | - | - | - | - | - | - | - | - | #VALUE! |
| LESS: HUD SUBSIDY | | | | | | | | | - |
| NET PRINCIPAL | \$ - | \$ - | \$ - | \$ - | \$ - | \$ - | \$ - | \$ - | #VALUE! |

Indicate the Authority's most recent bond rating and the year of the rating by ratings service.

| | Moody's | Fitch | Standard & Poors |
|---------------------|----------------|--------------|-----------------------------|
| Bond Rating | n/a | | |
| Year of Last Rating | | | |

5 Year Debt Service Schedule - Interest

Plainfield Housing Authority

Fiscal Year Beginning in

| | Current Year (2014) | 2015 | 2016 | 2017 | 2018 | 2019 | 2020 | Thereafter | Total Interest Payments Outstanding |
|--------------------------|------------------------|------|------|------|------|------|------|------------|-------------------------------------------|
| Debt Issuance #1 | | \$ - | | | | | | | \$ - |
| Debt Issuance #2 | none | none | | | | | | | #VALUE! |
| Debt Issuance #3 | | | | | | | | | - |
| Debt Issuance #4 | | | | | | | | | - |
| TOTAL INTEREST | - | - | - | - | - | - | - | - | #VALUE! |
| LESS: HUD SUBSIDY | | | | | | | | | - |
| NET INTEREST | \$ - | \$ - | \$ - | \$ - | \$ - | \$ - | \$ - | \$ - | #VALUE! |

2015 Net Position Reconciliation

Plainfield Housing Authority

For the Period January 1, 2016 to December 31, 2016

| | <i>Proposed Budget</i> |
|----------------------------------------------------------------------------|-----------------------------|
| | Total All Operations |
| TOTAL NET POSITION BEGINNING OF CURRENT YEAR (1) | \$ 6,816,105 |
| Less: Invested in Capital Assets, Net of Related Debt (1) | 7,245,526 |
| Less: Restricted for Debt Service Reserve (1) | - |
| Less: Other Restricted Net Position (1) | - |
| Total Unrestricted Net Position (1) | (429,421) |
| Less: Designated for Non-Operating Improvements & Repairs | - |
| Less: Designated for Rate Stabilization | - |
| Less: Other Designated by Resolution | - |
| Plus: Accrued Unfunded Pension Liability (1) | 425,460 |
| Plus: Accrued Unfunded Other Post-Employment Benefit Liability (1) | - |
| Plus: Estimated Income (Loss) on Current Year Operations (2) | 1,203 |
| Plus: Other Adjustments (attach schedule) | - |
| UNRESTRICTED NET POSITION AVAILABLE FOR USE IN PROPOSED BUDGET | (2,758) |
| Unrestricted Net Position Utilized to Balance Proposed Budget | - |
| Unrestricted Net Position Utilized in Proposed Capital Budget | - |
| Appropriation to Municipality/County (3) | - |
| Total Unrestricted Net Position Utilized in Proposed Budget | - |
| PROJECTED UNRESTRICTED UNDESIGNATED NET POSITION AT END OF YEAR (4) | \$ (2,758) |

(1) Total of all operations for this line item must agree to audited financial statements.

(2) Include budgeted and unbudgeted use of unrestricted net position in the current year's operations.

(3) Amount may not exceed 5% of total operating appropriations. See calculation below.

| | |
|--------------------------------------------------------|------------|
| Maximum Allowable Appropriation to Municipality/County | \$ 188,191 |
|--------------------------------------------------------|------------|

(4) If Authority is projecting a deficit for any operation at the end of the budget period, the Authority must attach a statement explaining its plan to reduce the deficit, including the timeline for elimination of the deficit, if not already detailed in the budget narrative section.

Schedule of Health Benefits - Detailed Cost Analysis

Plainfield Housing Authority
For the Period January 1, 2016 to December 31, 2016

| | # of Covered Members (Medical & Rx) Proposed Budget | Annual Cost Estimate per Employee Proposed Budget | Total Cost Estimate Proposed Budget | # of Covered Members (Medical & Rx) Current Year | Annual Cost per Employee Current Year | Total Current Year Cost | \$ Increase (Decrease) | % Increase (Decrease) |
|-----------------------------------------------------------|--------------------------------------------------------------|---------------------------------------------------------------|----------------------------------------------|-----------------------------------------------------------|---------------------------------------------|----------------------------|---------------------------|--------------------------|
| Active Employees - Health Benefits - Annual Cost | | | | | | | | |
| Single Coverage | 8 | \$ 13,118 | \$ 104,941 | 9 | \$ 12,493 | \$ 112,437 | \$ (7,496) | -6.7% |
| Parent & Child | 4 | 19,190 | 76,759 | 4 | 18,276 | 73,104 | 3,655 | 5.0% |
| Employee & Spouse (or Partner) | 2 | 22,554 | 45,108 | 2 | 21,480 | 42,960 | 2,148 | 5.0% |
| Family | 4 | 32,067 | 128,268 | 4 | 30,540 | 122,160 | 6,108 | 5.0% |
| Employee Cost Sharing Contribution (enter as negative -) | | | (29,718) | | | (29,718) | - | 0.0% |
| Subtotal | 18 | | 325,358 | 19 | | 320,943 | 4,415 | 1.4% |
| Commissioners - Health Benefits - Annual Cost | | | | | | | | |
| Single Coverage | | | - | | | - | - | #DIV/0! |
| Parent & Child | | | - | | | - | - | #DIV/0! |
| Employee & Spouse (or Partner) | | | - | | | - | - | #DIV/0! |
| Family | | | - | | | - | - | #DIV/0! |
| Employee Cost Sharing Contribution (enter as negative -) | | | - | | | - | - | #DIV/0! |
| Subtotal | 0 | | - | 0 | | - | - | #DIV/0! |
| Retirees - Health Benefits - Annual Cost | | | | | | | | |
| Single Coverage | 11 | 7,119 | 78,309 | 12 | 6,780 | 81,300 | (3,051) | -3.8% |
| Parent & Child | | | - | | | - | - | #DIV/0! |
| Employee & Spouse (or Partner) | 3 | 19,971 | 59,913 | 3 | 19,020 | 57,060 | 2,853 | 5.0% |
| Family | | | - | | | - | - | #DIV/0! |
| Employee Cost Sharing Contribution (enter as negative -) | | | - | | | - | - | #DIV/0! |
| Subtotal | 14 | | 138,222 | 15 | | 138,420 | (198) | -0.1% |
| GRAND TOTAL | 32 | | \$ 463,580 | 34 | | \$ 459,363 | \$ 4,217 | 0.9% |

Is medical coverage provided by the SHBP (Yes or No)?

yes

Is prescription drug coverage provided by the SHBP (Yes or No)?

yes

Schedule of Accumulated Liability for Compensated Absences

Plainfield Housing Authority
 For the Period January 1, 2016 to December 31, 2016

Complete the below table for the Authority's accrued liability for compensated absences.

| Individuals Eligible for Benefit | Gross Days of Accumulated Compensated Absences at beginning of Current Year | Dollar Value of Accrued Compensated Absence Liability | Legal Basis for Benefit (check applicable items) | | |
|------------------------------------------------------------------------------------------|-----------------------------------------------------------------------------|-------------------------------------------------------|-----------------------------------------------------|------------|---------------------------------|
| | | | Approved Labor Agreement | Resolution | Individual Employment Agreement |
| | | | | | |
| 22 | 787 | 156,525 | yes | | |
| See Attached | | | | | |
| | | | | | |
| | | | | | |
| | | | | | |
| | | | | | |
| | | | | | |
| | | | | | |
| | | | | | |
| Total liability for accumulated compensated absences at beginning of current year | | \$ 156,525 | | | |

Schedule of Shared Service Agreements

For the Period Plainfield Housing Authority
 January 1, 2016 to December 31, 2016

Enter the shared service agreements that the Authority currently engages in and identify the amount that is received/paid for those services.

| Name of Entity Providing Service | Name of Entity Receiving Service | Type of Shared Service Provided | Comments (Enter more specifics if needed) | Agreement Effective Date | Agreement End Date | Amount to be Received by/ Paid from Authority |
|----------------------------------|----------------------------------|---------------------------------|-------------------------------------------|--------------------------|--------------------|--------------------------------------------------|
| NONE | NONE | NONE | NONE | | | |
| | | | | | | |
| | | | | | | |
| | | | | | | |
| | | | | | | |
| | | | | | | |
| | | | | | | |
| | | | | | | |
| | | | | | | |
| | | | | | | |
| | | | | | | |

Plainfield Housing Authority
For the Period

| | | | \$ Increase (Decrease) | % Increase (Decrease) | |
|-----------------------------------------------|---------------------------------------|----------------------------------------------|--------------------------------------------|--------------------------------------------|-----------------------------------------------------------------------------------|
| | <u>Proposed Budget</u> | <u>Current Year</u> <u>Adopted Budget</u> | <u>Proposed vs.</u> <u>Current Year</u> | <u>Proposed vs.</u> <u>Current Year</u> | |
| | <u>Total All</u> <u>Operations</u> | <u>Total All</u> <u>Operations</u> | <u>All Operations</u> | <u>All Operations</u> | |
| OPERATING REVENUES | | | | | |
| <i>Rental Fees</i> | | | | | |
| Homebuyers' Monthly Payments | \$ - | \$ - | \$ - | #DIV/0! | |
| Dwelling Rental | 1,261,254 | 1,195,000 | 66,254 | 5.5% | |
| Excess Utilities | 25,000 | 25,000 | - | 0.0% | |
| Non-Dwelling Rental | 48,000 | 48,000 | - | 0.0% | |
| HUD Operating Subsidy | 1,886,659 | 2,125,000 | (238,341) | -11.2% | Reduced subsidy in direct relation to anticipated reduction in HAP spend |
| New Construction - Acc Section 8 | - | - | - | #DIV/0! | |
| Voucher - Acc Housing Voucher | 8,153,000 | 8,278,094 | (125,094) | -1.5% | |
| Total Rental Fees | 11,373,913 | 11,671,094 | (297,181) | -2.5% | |
| <i>Other Operating Revenues (List)</i> | | | | | |
| Other Revenue 1(HCV COCC FEES) | 220,000 | 220,000 | - | 0.0% | |
| Other Revenue 2 (ANTENNA/ OTHER TENANT) | 96,850 | 143,000 | (46,150) | -32.3% | Reduction as a result of reduced antenna fees and other misc non operating income |
| Other Revenue 3(Port In admin/ Fraud) | 109,000 | 105,750 | 3,250 | 3.1% | |
| Other Revenue 4 | - | - | - | #DIV/0! | |
| Total Other Revenue | 425,850 | 468,750 | (42,900) | -9.2% | |
| Total Operating Revenues | 11,799,763 | 12,139,844 | (340,081) | -2.8% | |
| NON-OPERATING REVENUES | | | | | |
| <i>Grants & Entitlements (List)</i> | | | | | |
| Grant #1 (CFP OPERATING GRANT 1406 &1410 | 220,000 | 70,000 | 150,000 | 214.3% | Increase based on anticipated increase in allowable Operating CFP transfers |
| Grant #2(ROSS GRANT) | 96,000 | 115,120 | (19,120) | -16.6% | Decease due to decreased funding |
| Grant #3 (CHSP GRANT) | 101,000 | 101,039 | (39) | 0.0% | |
| Grant #4 (Shelter Plus Care GRANT) | 840,000 | 724,618 | 115,382 | 15.9% | Increase due to assigning of additional County vouchers to Authority |
| Total Grants & Entitlements | 1,257,000 | 1,010,777 | 246,223 | 24.4% | |
| <i>Local Subsidies & Donations (List)</i> | | | | | |
| Local Subsidy #1 | - | - | - | #DIV/0! | |
| Local Subsidy #2 | - | - | - | #DIV/0! | |
| Local Subsidy #3 | - | - | - | #DIV/0! | |
| Local Subsidy #4 | - | - | - | #DIV/0! | |
| Total Local Subsidies & Donations | - | - | - | #DIV/0! | |
| <i>Interest on Investments & Deposits</i> | | | | | |
| Investments | 6,500 | 5,025 | 1,475 | 29.4% | Increase cash balance and increase rates |
| Security Deposits | - | - | - | #DIV/0! | |
| Penalties | - | - | - | #DIV/0! | |
| Other Investments | - | - | - | #DIV/0! | |
| Total Interest | 6,500 | 5,025 | 1,475 | 29.4% | |
| <i>Other Non-Operating Revenues (List)</i> | | | | | |
| Other Non-Operating #1 | - | - | - | #DIV/0! | |
| Other Non-Operating #2 | - | - | - | #DIV/0! | |
| Other Non-Operating #3 | - | - | - | #DIV/0! | |
| Other Non-Operating #4 | - | - | - | #DIV/0! | |
| Other Non-Operating Revenues | - | - | - | #DIV/0! | |
| Total Non-Operating Revenues | 1,263,500 | 1,015,802 | 247,698 | 24.4% | |
| TOTAL ANTICIPATED REVENUES | \$ 13,063,263 | \$ 13,155,646 | \$ (92,383) | -0.7% | |

COMMENTS RELATED TO VARIANCES

Proposed Budget

| | Detail of Costs | | | | Total All Operations |
|----------------------------------------------------------------|---------------------------|---------|---------------------|--------------------------------------|----------------------|
| | Public Housing Management | PH | Housing Voucher | Detail of Costs in excess of 5 % HCV | |
| OPERATING APPROPRIATIONS | | | | | |
| <i>Administration</i> | | | | | |
| Salary & Wages | \$ 644,544 | | \$ 315,193 | \$ 139,598 | \$ 1,099,335 |
| Fringe Benefits | 341,608 | | 163,900 | 72,850 | 578,359 |
| Legal | 65,000 | | 5,000 | | 70,000 |
| Staff Training | 6,000 | | 1,500 | | 7,500 |
| Travel | 9,500 | | 2,500 | | 12,000 |
| Accounting Fees | 65,000 | | 4,500 | | 69,500 |
| Auditing Fees | 13,500 | | | | 13,500 |
| Miscellaneous Administration* | | | 268,850 | | 268,850 |
| Telecom and I/T support | | 64,500 | | | 64,500 |
| Software Licences | | 29,500 | | | 29,500 |
| Copier Leases | | 13,525 | | | 13,525 |
| Office Supplies | | 11,825 | | | 11,825 |
| All other | | 96,150 | | | 96,150 |
| COCC FEES | | | | 48,850 | 48,850 |
| | | | | 220,000 | 220,000 |
| Total Administration | 1,360,652 | | 761,443 | 212,448 | 2,334,544 |
| <i>Cost of Providing Services</i> | | | | | |
| Salary & Wages - Tenant Services | 10,000 | | | 25,000 | 35,000 |
| Salary & Wages - Maintenance & Operation | 286,175 | | | | 286,175 |
| Salary & Wages - Protective Services | 31,969 | | | | 31,969 |
| Salary & Wages - Utility Labor | | | | 8,500 | 8,500 |
| Fringe Benefits | 151,673 | | | | 151,673 |
| Tenant Services | 9,500 | | | | 9,500 |
| Utilities | 1,178,000 | | | | 1,178,000 |
| Water | | 195,000 | | | 195,000 |
| Electric | | 688,000 | | | 688,000 |
| Gas | | 165,000 | | | 165,000 |
| Sewer | | 140,000 | | | 140,000 |
| Maintenance & Operation | 450,850 | | | | 450,850 |
| Protective Services | 45,000 | | | | 45,000 |
| Insurance | 205,000 | | 15,850 | | 220,850 |
| Payment in Lieu of Taxes (PILOT) | | | | | |
| Terminal Leave Payments | | | | | |
| Collection Losses | 25,000 | | | | 25,000 |
| Other General Expense | 10,000 | | 15,000 | | 25,000 |
| Rents | | | 7,425,000 | 840,000 | 8,265,000 |
| Extraordinary Maintenance | | | | | |
| Replacement of Non-Expendible Equipment | | | | | |
| Property Betterment/Additions | | | | | |
| Miscellaneous COPS* | | | | | |
| Total Cost of Providing Services | 2,403,167 | | 7,455,850 | 873,500 | 10,732,517 |
| Net Principal Payments on Debt Service in Lieu of Depreciation | | | | | |
| | | | | | |
| Total Operating Appropriations | 3,763,819 | | 8,217,293 | 1,085,948 | 13,067,060 |
| NON-OPERATING APPROPRIATIONS | | | | | |
| Net Interest Payments on Debt | | | | | |
| Operations & Maintenance Reserve | | | | | |
| Renewal & Replacement Reserve | | | | | |
| Municipality/County Appropriation | | | | | |
| Other Reserves | | | | | |
| Total Non-Operating Appropriations | | | | | |
| TOTAL APPROPRIATIONS | 3,763,819 | | 8,217,293 | 1,085,948 | 13,067,060 |
| ACCUMULATED DEFICIT | | | | | |
| TOTAL APPROPRIATIONS & ACCUMULATED DEFICIT | 3,763,819 | | 8,217,293 | 1,085,948 | 13,067,060 |
| UNRESTRICTED NET POSITION UTILIZED | | | | | |
| Municipality/County Appropriation | | | | | |
| Other | | | | | |
| Total Unrestricted Net Position Utilized | | | | | |
| TOTAL NET APPROPRIATIONS | \$ 3,763,819 | | \$ 8,217,293 | \$ 1,085,948 | \$ 13,067,060 |

* Miscellaneous line items may not exceed 5% of total operating appropriations shown below. If amount in miscellaneous is greater than the amount shown below, then the line item must be itemized above.
 5% of Total Operating Appropriations \$ 410,864.67 \$ 54,297.40 \$ 653,353.02

PLAINFIELD HOUSING AUTHORITY
STATE BUDGET 2016
MEETING AND TRAVEL EXPENSE

| NAME | POSITION | NATURE | AMOUNT |
|------------------------|--------------------|-----------------------------|---------|
| PAMELA DUNN-HALE | CHAIRPERSON | NAHRO, CONFERENCES/ TRAVEL | \$3,754 |
| JOYLETTE MILLS-RANSOME | COMMISSIONER | TRAINING SKILLS - RUTGERS | \$1,800 |
| | | ETHICS RUTGERS | \$1,800 |
| | | NAHRO CONFERENCE NJ | \$795 |
| | | BALTIMORE | \$1,785 |
| DOLLIE HAMIL | COMMISSIONER | TRAINING SKILLS - RUTGERS | \$1,800 |
| | | NAHRO CONFERENCE NJ | \$1,450 |
| LOUIS COLODNE | COMMISSIONER | TRAINING ETHICS - RUTGERS | \$1,800 |
| | | TRAINING SKILLS - RUTGERS | \$1,800 |
| JOSEPH RUFFIN | COMMISSIONER | TRAINING - ETHICS - RUTGERS | \$1,800 |
| JEANETTE EDHILL | COMMISSIONER | TRAINING SKILLS - RUTGERS | \$1,800 |
| | | NAHRO CONFERENCE NJ | \$1,610 |
| | | BALTIMORE | \$1,785 |
| Board Meeting Food | | | \$2,750 |
| RANDALL WOOD | EXECUTIVE DIRECTOR | NAHRO, CONFERENCES/ TRAVEL | \$5,386 |
| | | PA / NJ WASHINGTON/ | \$1,785 |
| | | NAHRO FEES | \$1,486 |

PLAINFIELD HOUSING AUTHORITY
COMPENSATED ABSENCES FOR 2014

| EMPLOYEE NAME | TOTAL LIABILITY |
|-----------------------|--------------------|
| Allen, Beverly | 6,988.23 |
| Batres Cabrera, Mynor | 6,761.50 |
| Brant, Willie | 8,871.22 |
| Brown, Monique | 2,492.34 |
| Brown, Tracy | 2,587.81 |
| Chang, Wan | 19,440.07 |
| Clark Cabbell, Joyce | 950.18 |
| Cook, Henry | 4,987.58 |
| Hare, Clyde | 9,222.35 |
| Hurd, Lewis | 14,872.89 |
| Lynn, Denise | 1,983.40 |
| Marsh, James | 24,471.17 |
| McQuitter, Keith | 1,719.95 |
| Miller, Jacqueline | 16,493.86 |
| Person, Barry | 464.05 |
| Rivers, Nydiadra | 2,401.78 |
| Salter, Jackie | 145.39 |
| Smith, Renada | 3,659.37 |
| Sutton, Zena | 2,848.35 |
| Velez, Wilfredo | 7,973.27 |
| Wilson, Ronald | 4,705.19 |
| Wood, Randy | 19,473.03 |
| TOTAL | <u>156,524.74</u> |

2016

Plainfield Housing Authority
(Name)

**HOUSING
AUTHORITY
CAPITAL
BUDGET/
PROGRAM**

**2016 CERTIFICATION OF HOUSING AUTHORITY
CAPITAL BUDGET/PROGRAM**


Plainfield Housing Authority
(Name)

FISCAL YEAR: FROM: 1/1/2016 **TO:** 12/31/2016

It is hereby certified that the Housing Authority Capital Budget/Program annexed hereto is a true copy of the Capital Budget/Program approved, pursuant to N.J.A.C. 5:31-2.2, along with the Annual Budget, by the governing body of the Plainfield Housing Authority, on the 26th day of October, 2015.

OR

It is hereby certified that the governing body of the Plainfield Housing Authority have elected **NOT** to adopt a Capital Budget /Program for the aforesaid fiscal year, pursuant to N.J.A.C. 5:31-2.2 for the following reason(s): _____

| | | | |
|----------------------|--------------------------------------------------------------------------------------|-------------|--------------|
| Officer's Signature: |  | | |
| Name: | Randall Wood | | |
| Title: | Executive Director | | |
| Address: | 510 East Front Street Plainfield NJ 07060 | | |
| Phone Number: | 908-769-6335 | Fax Number: | 908-226-9679 |
| E-mail address | Randywood01@yahoo.com | | |

2016 CAPITAL BUDGET/PROGRAM MESSAGE

Palinfield Housing Authority

(Name)

FISCAL YEAR: FROM: 1/1/2016 TO: 12/31/2016

This section is included in the Capital Budget pursuant to N.J.A.C. 5:31-2. It does not in itself confer any authorization to raise or expend funds. Rather, it is a document used as part of the Housing Authority's planning and management system. Specific authorization to spend funds for purposes described in this section must be granted elsewhere, by a separate financing agreement, security agreement, by resolution appropriating funds from the Renewal and Replacement Reserve, or other lawful means.

1. Has the Capital Budget/Program been prepared in consultation with or reviewed by, the local and county planning board(s), governing body(ies), or other affected governmental entity(ies) of the jurisdiction(s) served by the Housing Authority?

YES - reviewed and approved by municipal government and residents of the development

2. Has each capital project/project financing been developed from a specific plan or report and have the full life cycle costs of each been calculated? **YES**

3. Has the Housing Authority prepared a long-term (10-20 years) infrastructure needs assessment?

In accordance with HUD requirements, the Authority has prepared a 5 year capital plan and performed a physical needs assessment

4. Are any of the capital projects/project financings being undertaken in a community that has a State Plan designated center? If so, please describe the relationship of same to the center's goals and objectives. **N/A**

5. Describe the impact on the schedule of rents and/or user charges if the proposed capital projects are undertaken. Indicate the impact on current and future year's schedules.

As previously noted, rental income is governed by federal regulation and is equal to 30 % of adjusted tenant income. As the local economy is fairly stable, it is not anticipated that tenant incomes and resulting rents will differ significantly from the prior year.

Have the projects been reviewed and approved by HUD?

YES

Add additional sheets if necessary.

2015 Proposed Capital Budget

Plainfield Housing Authority

For the Period January 1, 2016 to December 31, 2016

| | Estimated Total Cost | <i>Funding Sources</i> | | | | Other Sources |
|---------------------------------------|-------------------------|---------------------------------------|-------------------------------------|-----------------------|-------------------|------------------|
| | | Unrestricted Net Position Utilized | Renewal & Replacement Reserve | Debt Authorization | Capital Grants | |
| Project A | \$ - | | | | | |
| Project B (CFP 14 Demolition) | 306,024 | | | | 306,024 | |
| Project C (CFP 15 Operations) | 122,619 | | | | 122,619 | |
| Project D (CFP 15 Admin) | 61,309 | | | | 61,309 | |
| Project E (CFP 15 Demolition) | 399,168 | | | | 399,168 | |
| Project F (CFP 15 Fees & Costs) | 30,000 | | | | 30,000 | |
| Project G (CFP 2016 Site Improvemebts | - | | | | | |
| TOTAL PROPOSED CAPITAL BUDGET | \$ 919,120 | \$ - | \$ - | \$ - | \$ 919,120 | \$ - |

Enter brief description of up to seven projects above. For more than seven budgeted projects, please attach additional schedules. Input total amount of all projects on single line and enter "See Attached Schedule" instead of project description.

5 Year Capital Improvement Plan

Plainfield Housing Authority

For the Period January 1, 2016 to December 31, 2016

Fiscal Year Beginning in

| | Estimated Total Cost | Current Year Proposed Budget | 2016 | 2017 | 2018 | 2019 | 2020 |
|----------------------------------|---------------------------------|-----------------------------------------|-------------------|-------------------|-------------|-------------|-------------|
| Project A | \$ - | \$ - | | | | | |
| Project B (CFP 14 Demolition) | 306,024 | 306,024 | | | | | |
| Project C (CFP 15 Operations) | 122,619 | 122,619 | | | | | |
| Project D (CFP 15 Admin) | 61,309 | 61,309 | | | | | |
| Project E (CFP 15 Demolition) | 399,168 | 399,168 | | | | | |
| Project F (CFP 15 Fees & Costs) | 30,000 | 30,000 | | | | | |
| Project G (CFP 2016 Site Improv | 425,000 | - | 250,000 | 175,000 | | | |
| TOTAL | \$ 1,344,120 | \$ 919,120 | \$ 250,000 | \$ 175,000 | \$ - | \$ - | \$ - |

Project descriptions entered on Page CB-3 will carry forward to Pages CB-4 and CB-5. No need to re-enter project descriptions above.

5 Year Capital Improvement Plan Funding Sources

Plainfield Housing Authority
For the Period January 1, 2016 to December 31, 2016

| | Estimated Total Cost | <i>Funding Sources</i> | | | | |
|----------------------------------|-------------------------|--------------------------------------------------------------------------------------------------|-------------------------------------|-----------------------|---------------------|---------------|
| | | Unrestricted Net Position Utilized | Renewal & Replacement Reserve | Debt Authorization | Capital Grants | Other Sources |
| Project A | \$ - | | | | | |
| Project B (CFP 14 Demolition) | 306,024 | | | | 306,024 | |
| Project C (CFP 15 Operations) | 122,619 | | | | 122,619 | |
| Project D (CFP 15 Admin) | 61,309 | | | | 61,309 | |
| Project E (CFP 15 Demolition) | 399,168 | | | | 399,168 | |
| Project F (CFP 15 Fees & Costs) | 30,000 | | | | 30,000 | |
| Project G (CFP 2016 Site Improv | 425,000 | | | | 425,000 | |
| TOTAL | \$ 1,344,120 | \$ - | \$ - | \$ - | \$ 1,344,120 | \$ - |
| Total 5 Year Plan per CB-4 | <u>\$ 1,344,120</u> | | | | | |
| Balance check | | - If amount is other than zero, verify that projects listed above match projects listed on CB-4. | | | | |

Project descriptions entered on Page CB-3 will carry forward to Pages CB-4 and CB-5. No need to re-enter project descriptions above.

Authority Schedule of Commissioners, Officers, Key Employees, Highest Compensated Employees and Independent Contractors (Continued)

For the Period January 1, 2016 to December 31, 2016
 Plainfield Housing Authority

| Name | Title | Average Hours per Week Dedicated to Position | Position | | | | | Reportable Compensation from Authority (W-2/ 1099) | | | Estimated amount of other compensation from the Authority (health benefits, pension, etc.) | Total Compensation from Authority | Names of Other Public Entities where Individual is an Employee or Member of the Governing Body | Positions held at Other Public Entities Listed in Column O | Average Hours per Week Dedicated to Positions at Other Public Entities Listed in Column O | Reportable Compensation from Other Public Entities (W-2/ 1099) | Estimated amount of other compensation from Other Public Entities (health benefits, pension, payment in lieu of health benefits, etc.) | Total Compensation All Public Entities | |
|--------|--------------------------|----------------------------------------------|--------------|---------|--------------|------------------------------|--------|----------------------------------------------------|------------|-----------------------------------------------------------------------------------|--------------------------------------------------------------------------------------------|-----------------------------------|------------------------------------------------------------------------------------------------|------------------------------------------------------------|-------------------------------------------------------------------------------------------|----------------------------------------------------------------|----------------------------------------------------------------------------------------------------------------------------------------|----------------------------------------|------------|
| | | | Commissioner | Officer | Key Employee | Highest Compensated Employee | Former | Base Salary/ Stipend | Bonus | Other (auto allowance, expense account, payment in lieu of health benefits, etc.) | | | | | | | | | |
| 1 | Randall Wood | Executive Director | 40 | X | | | | | \$ 154,942 | \$ 7,650 | \$ 2,400 | \$ 53,913 | \$ 218,905 | | | | | \$ 218,905 | |
| 2 | Lew Hurd | Finance Director | 40 | | X | | | | 72,808 | | 1,000 | 4,511 | 78,319 | | | | | 78,319 | |
| 3 | Wan Chang | MOD - Co-ordinator | 40 | | | X | | | 79,500 | | | 22,738 | 102,238 | | | | | 102,238 | |
| 4 | Pamela - Dunn- Hale | Chairperson | | X | | | | | - | | | - | - | | | | | - | |
| 5 | Joseph Ruffin | Commissioner | | X | | | | | - | | | - | - | | | | | - | |
| 6 | Dollie S Hamlin | Commissioner | | X | | | | | - | | | - | - | | | | | - | |
| 7 | Joylette Mills - Ransome | Commissioner | | X | | | | | - | | | - | - | | | | | - | |
| 8 | Louise A Colodne | Commissioner | | X | | | | | - | | | - | - | | | | | - | |
| 9 | Jeanette M Edghill | Commissioner | | X | | | | | - | | | - | - | | | | | - | |
| 10 | Benard J Horner | Commissioner | | X | | | | | - | | | - | - | | | | | - | |
| 11 | | | | | | | | | - | | | - | - | | | | | - | |
| 12 | | | | | | | | | - | | | - | - | | | | | - | |
| 13 | | | | | | | | | - | | | - | - | | | | | - | |
| 14 | | | | | | | | | - | | | - | - | | | | | - | |
| 15 | | | | | | | | | - | | | - | - | | | | | - | |
| Total: | | | | | | | | | \$ 307,250 | \$ 7,650 | \$ 3,400 | \$ 81,162 | \$ 399,462 | | | | \$ - | \$ - | \$ 399,462 |

Enter the total number of employees/ independent contractors who received more than \$100,000 in total reportable compensation for the most recent fiscal year completed: